

soundHD

13 receiver in canal (RIC) hearing aid series



13

Performance profile	9	7	5	3
Channels / bands	20	16	12	8
Processing types	WDRC and linear	WDRC and linear	WDRC and linear	WDRC and linear
Adaptive Directional	Multiband	Multiband	Multiband	Multiband

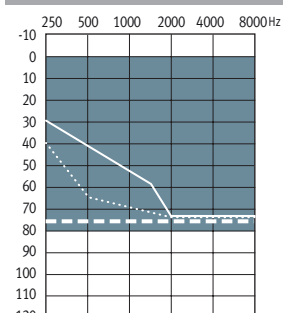
Features				
SpeechBeam+	•	•		
AutoSurroundHD	7 surroundings	6 surroundings	5 surroundings	2 surroundings
SurroundOptimizerHD	•	•	•	•
AcclimatizationManager	•	•	•	•
BiPhone/BiLink	•	•	•	•
Pinna Effect	•	•	•	•
Manual programs	Up to 3	Up to 3	Up to 3	Up to 3
SoundRestore	•	•	•	•
FeedbackManager	•	•	•	•
Direct Sound Management (DSM)	•	•	•	•
Sound Impulse Manager	•	•	•	•
PhoneConnect	•	•	•	•
MusicSelect	Automatic	Automatic	•	•
Telecoil	•	•	•	•

In all technology levels
3 wireless programs, DataLogging, Active Wind Block, Tinnitus Manager, plasma coating and IP67

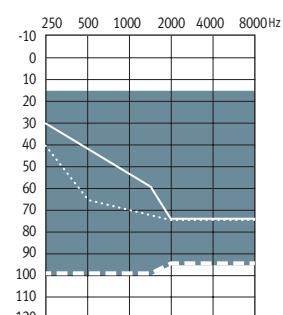
Accessories (optional)				
Remote control RCV2	•	•	•	•
uStream	•	•	•	•
uDirect3	•	•	•	•
uTV3	•	•	•	•
uMic2	•	•	•	•

Receiver type	Standard (xS)	Power (xP)	Super power plus (xSP plus)
Output / gain	113 / 47	127 / 57	131 / 63
Open dome	•	•	
Closed dome	•	•	
Power dome	•	•	
Sleeve mold	•	•	
cShell (hard / soft)	•	•	•

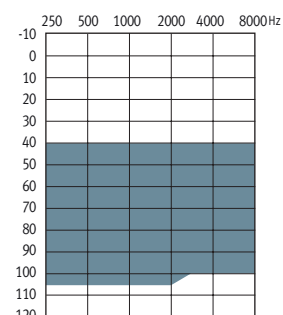
Fitting guides



Standard receiver (xS)



Power receiver (xP)



Super power plus receiver (xSP plus)

- Open dome
- ... Closed dome
- - - Power dome or sleeve mold



soundHD

13 RIC series

Standard receiver (xS) Power receiver (xP) Super power plus (xSP plus)

ANSI 3.22 2009/IEC 118-7 2005 2cc coupler technical data

Reference test frequency - IEC 118-7 (kHz)		1.6	1.6	1.6
	OSPL90			
	Maximum (dB SPL)	113	127	134
	Nominal (dB SPL)	110	124	131
	HFA - OSPL90 (dB SPL)	106	119	124
	at RTF (dB SPL)	105	121	129
	Full on gain (input 50 dB SPL)			
	Maximum (dB)	47	57	67
	HFA - FOG (dB)	40	49	59
	at RTF (dB)	39	52	64
	Reference test setting (RTS)			
	Frequency range (Hz)	<100 - 8500	<100 - 7300	<100 - 6000
	Reference test gain (dB)	29	42	47
	Current drain at RTS (mA)	1.15	1.25	1.3
	Typical battery life (h)	270	250	240
	Equivalent input noise at RTS (dB SPL)	19	18	19
	Total harmonic distortion at 500 Hz/800 Hz/1600 Hz (%)	1.0/1.0/1.0	1.5/1.0/0.5	1.0/1.5/1.0
	Induction coil sensitivity (31.6 mA/m)			
	HFA SPLITS/STS-RSETS (dB SPL/dB)	89/0	102/0	108/0
	Standard: mic at 70 dB SPL vs induction coil at 100 mA/m --- Mic - - - Induction Coil			
Electromagnetic compatibility				
EMC immunity by ANSI c63.19-2007 EMC, omni/telecoil		M4/T4	M4/T4	M4/T4

IEC 118-o OES coupler technical data

Reference test frequency - IEC 118-o (kHz)		1.6	1.6	1.6
	OSPL90			
	Maximum (dB SPL)	122	133	138
	at RTF (dB SPL)	114	130	136
	Full on gain (input 50 dB SPL)			
	Maximum (dB)	58	67	74
	at RTF (dB)	48	62	71
	Basic frequency response			
	Frequency range (DIN 45605) (Hz)	<100 - 10000	<100 - 8000	<100 - 6000
	Reference test gain (dB)	39	55	61
	Current drain at RTG (mA)	1.15	1.2	1.3
	Typical battery life (h)	270	260	240
	Equivalent input noise at RTG (dB SPL)	19	19	19
	Total harmonic distortion at 500 Hz/800 Hz/1600 Hz (%)	1.0/1.5/1.5	1.5/1.5/1.0	1.5/1.5/1.0
	Induction coil sensitivity			
	at RTF (graph shown for 31.6 mA/m at RTG) (dB SPL)	99	115	121
Electromagnetic compatibility				
EMC immunity by IEC 60118-13, 2011 field strength 90/50/35 V/m, omni. IRIL low/medium/high band (dB SPL)		28/32/25	25/23/37	28/32/36

Legend

- xS receiver
- xP receiver
- xSP plus receiver

Test conditions

Battery size: 13; Source: voltage 1.3 V
 The measurements obtained with a closed configuration using an HA-1 coupler (ANSI-3.7-1995) or occluded ear simulator (EN 60711, coupling arrangement according to fig. 4 in the test standard). The hearing instrument set to HANSATON scout test settings. Domes should never be fit on patients with perforated eardrums, exposed middle ear cavities, or surgically altered ear canals. In the case of such a condition, we recommend use of a customized earmold.
 Sound pressure level of these hearing aids exceeds 132 dB SPL.
 We reserve the right to change specification data without notice as improvements are introduced.

