

# jamHD

ITE/IIC hearing aid series



Performance profile	9	7	5	3
Channels / bands	20	16	12	8
Processing types	WDRC and linear	WDRC and linear	WDRC and linear	WDRC and linear
Adaptive Directional	Multiband	Multiband	Multiband	Multiband

Signature features*				
SpeechBeam+	•			
SpeechBeam		•		
AutoSurroundHD	7 surroundings	6 surroundings	5 surroundings	2 surroundings
SurroundOptimizerHD	•	•	•	•
AcclimatizationManager	•	•	•	•
BiPhone/BiLink	•	•	•	•
Pinna Effect	•	•	•	•
Manual programs	Up to 3	Up to 3	Up to 3	Up to 3
SoundRestore	•	•	•	•
FeedbackManager	•	•	•	•
Direct Sound Management (DSM)	•	•	•	•
Sound Impulse Manager	•	•	•	•
PhoneConnect	•	•	•	•
MusicSelect	Automatic	Automatic	•	•

\*Some features depending availability of wireless/directional products

## In all technology levels

3 wireless programs, DataLogging, Active Wind Block, Tinnitus Manager, plasma coating, telecoil, pushbutton, Volume Control

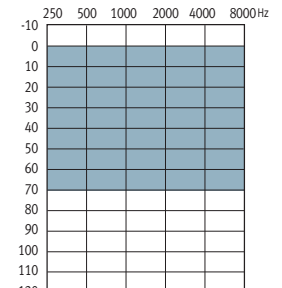
Accessories (optional)				
Remote control RCV2 (ITE with wireless)	•	•	•	•
uStream (ITE with wireless)	•	•	•	•
uDirect 3 (ITE with wireless)	•	•	•	•
uTV3 (with uStream/uDirect3)	•	•	•	•
uMic2 (with uStream/uDirect3)	•	•	•	•
IIC remote control (IIC only)	•	•	•	•

Battery size	Wireless	Microphone	Full shell (FS)	Half shell (HS)	Canal (ITC)	Mini Canal (MC)	CIC	IIC
13	•	directional	Standard	optional	optional	-	-	-
312	•	directional	optional	Standard	Standard	-	-	-
10A	•	directional	optional	optional	optional	Standard	-	-
10A	optional	omni	optional	optional	optional	Standard	Standard	-
10A IIC	-	omni	-	-	-	-	-	Standard

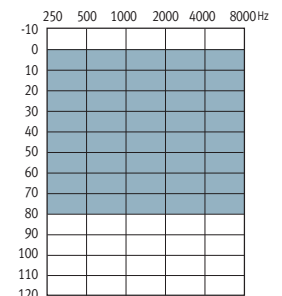
Style	Receiver				Shell Styles	
	M	P	SP	UP		
10A IIC	D				<b>IIC</b>	
10A Omni	•	D	•		<b>CIC/MC/ITC/HS/FS</b>	
Wireless 10A Omni	•	D	•		<b>CIC/MC/ITC/HS/FS</b>	
Wireless 10A Directional	•	D	•		<b>MC/ITC/HS/FS</b>	
Wireless 312 Directional	•	D	•	•	<b>ITC/HS/FS</b>	
Wireless 13 Directional	•	D	•	•	<b>ITC/HS/FS</b>	

D = default (standard) • = optional **Bold** = default shell style

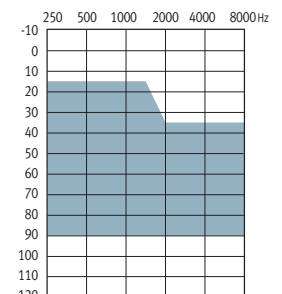
## Fitting guides



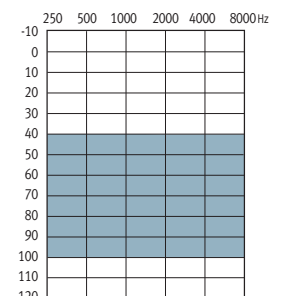
## Moderate



## Power



## Super Power



## Ultra Power

dB-SP



0124

### ANSI 3.22 2009/IEC 118-7 2005 2cc coupler technical data

Reference test frequency - IEC 118-7 (kHz)		1.6	1.6	1.6	1.6
	<b>OSPL90</b>				
	Maximum (dB SPL)	112	118	122	130
	Nominal (dB SPL)	109	115	119	127
	HFA - OSPL90 (dB SPL)	103	111	114	120
	at RTF (dB SPL)	102	109	112	125
	<b>Full on gain (input 50 dB SPL)</b>				
	Maximum (dB)	40	50	60	70
	HFA - FOG (dB)	35	46	54	62
	at RTF (dB)	34	45	53	68
	<b>Reference test setting (RTS)</b>				
	Frequency range (Hz)	<100 - 7000	<100 - 6700	<100 - 7000	<100 - 5200
	Reference test gain (dB)	26	34	37	43
	Current drain at RTS (mA) 10A/312/13	1.2/1.2/1.2	1.2/1.2/1.2	1.2/1.2/1.2	--/1.2/1.2
	Typical battery life (h) 10A/312/13	80/150/260	80/150/260	80/150/260	--/150/260
	Equivalent input noise at RTS (dB SPL)	19	19	19	19
	Total harmonic distortion at 500 Hz/800 Hz/1600 Hz (%)	1.0/1.5/1.0	1.0/1.0/1.0	1.0/1.0/1.0	1.0/1.0/1.0
	<b>Induction coil sensitivity (31.6 mA/m)</b>				
	HFA SPLITS/STS-RSETS (dB SPL/dB)	86/0	94/0	96/-1	103/0
	<p>Power: mic at 70 dB SPL vs. induction coil at 100 mA/m</p> <p>--- Mic - - - Induction Coil</p>				
	<b>Electromagnetic compatibility</b> EMC immunity by ANSI c63.19-2007 EMC, omni/telecoil				
		M4/T4	M4/T4	M4/T4	M4/T4

### IEC 118-o OES coupler technical data

Reference test frequency - IEC 118-o (kHz)		1.6	1.6	1.6	1.6
	<b>OSPL90</b>				
	Maximum (dB SPL)	120	125	129	135
	at RTF (dB SPL)	111	118	120	133
	<b>Full on gain (input 50 dB SPL)</b>				
	Maximum (dB)	50	60	70	78
	at RTF (dB)	43	53	61	76
	<b>Basic frequency response</b>				
	Frequency range (DIN 45605) (Hz)	<100 - 8000	<100 - 6800	<100 - 7700	<100 - 5000
	Reference test gain (dB)	36	43	45	58
	Current drain at RTG (mA) 10A/312/13	1.2/1.2/1.2	1.1/1.1/1.1	1.2/1.2/1.2	--/1.2/1.2
	Typical battery life (h) 10A/312/13	80/150/260	90/160/280	80/150/260	--/150/260
	Equivalent input noise at RTG (dB SPL)	19	19	19	19
	Total harmonic distortion at 500 Hz/800 Hz/1600 Hz (%)	2.0/2.5/2.0	1.0/2.0/1.0	1.0/1.5/1.0	1.0/1.5/1.0
	<b>Induction coil sensitivity</b>				
	at RTF (graph shown for 31.6 mA/m at RTG) (dB SPL)	95	103	105	119
	Maximum (1 mA/m at full on gain) (dB SPL)	80	89	100	108
	at RTF (1 mA/m at full on gain) (dB SPL)	73	83	91	106
<b>Electromagnetic compatibility</b> EMC immunity by IEC 60118-13, 2011 field strength					
		26/24/24	25/21/21	19/19/22	25/22/23

### Legend

- Ultra Power
- Super Power
- Power
- Moderate

### Test conditions

Battery size: 10A/312/13; Source voltage: 1.3 V; Vent: closed at canal end  
 Tubing 5 mm (2cc/OES coupler) - all power levels  
 The hearing instrument is set to Hansaton scout fitting test settings. LLE is applied at an approximate level of 35 dB SPL.  
 Sound pressure level of these hearing aids exceeds 132 dB SPL.  
 We reserve the right to change specification data without notice as improvements are introduced.