

jamHD

S13 P - BTE hearing aid series



S13 P

Performance profile	9	7	5	3
Channels	20	16	12	8
Processing types	WDRC and linear	WDRC and linear	WDRC and linear	WDRC and linear
Adaptive Directional	Multiband	Multiband	Multiband	Multiband

Features				
SpeechBeam+	•			
SpeechBeam		•		
AutoSurround HD	7 environments	6 environments	5 environments	2 environments
SurroundOptimizer HD	•	•	•	•
AcclimatizationManager	•	•	•	•
BiPhone/BiLink	•	•	•	•
Pinna Effect	•	•	•	•
Manual programs	Up to 3	Up to 3	Up to 3	Up to 3
SoundRestore	•	•	•	•
FeedbackManager	•	•	•	•
Direct Sound Management (DSM)	•	•	•	•
Sound Impulse Manager	•	•	•	•
PhoneConnect	•	•	•	•
MusicSelect	Automatic	Automatic	•	•
Telecoil	•	•	•	•
Pushbutton	•	•	•	•

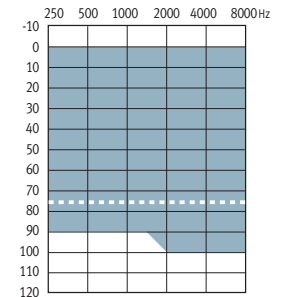
In all technology levels

3 wireless programs, DataLogging, Active Wind Block, Tinnitus Manager, plasma coating and IP 67

Accessories (optional)				
Remote control RCV2	•	•	•	•
uStream	•	•	•	•
uDirect3	•	•	•	•
uTV3	•	•	•	•
uMic2	•	•	•	•

Class	P
Peak output / gain 2cc earhook	132/63
Peak output / gain slim tube	126/55
Battery size	13

Fitting guides



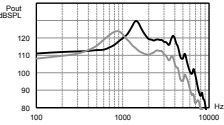
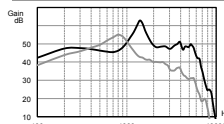
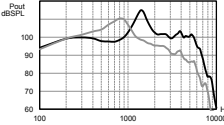
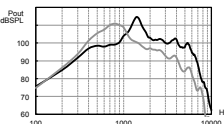
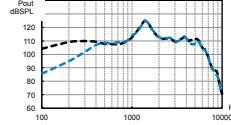
--- Slim tube (power dome)



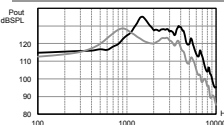
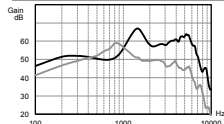
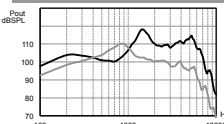
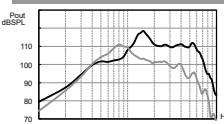
0124

AE:SP



ANSI 3.22 2009/IEC 118-7 2005 2cc coupler technical data

	Slim Tube (optional)	Earhook (standard)	
Reference test frequency - IEC 118-7 (kHz)	1.6	1.6	
	OSPL90		
	Maximum (dB SPL)	126	132
	Nominal (dB SPL)	123	129
	HFA - OSPL90 (dB SPL)	116	122
	at RTF (dB SPL)	112	127
	Full on gain (input 50 dB SPL)		
	Maximum (dB)	55	63
	HFA - FOG (dB)	45	52
	at RTF (dB)	41	57
	Reference test setting (RTS)		
	Frequency range (Hz)	<100 - 6500	<100 - 7300
	Reference test gain (dB)	39	45
	Current drain at RTS (mA)	1.2	1.2
	Typical battery life (h)	260	260
	Equivalent input noise at RTS (dB SPL)	19	19
Total harmonic distortion at 500 Hz/800 Hz/1600 Hz (%)	2.0/1.5/1.0	3.0/2.0/1.5	
	Induction coil sensitivity (31.6 mA/m)		
	HFA SPLITS/STS-RSETS (dB SPL/dB)	99/0	105/0
	Standard: mic at 70 dB SPL vs induction coil at 100 mA/m		
	<ul style="list-style-type: none"> --- Mic - - - Induction Coil 		
Electromagnetic compatibility			
EMC immunity by ANSI c63.19-2007 EMC, omni/telecoil	M4/T4	M4/T4	

IEC 118-0 OES coupler technical data

	Slim Tube (optional)	Earhook (standard)	
Reference test frequency - IEC 118-0 (kHz)	1.6	1.6	
	OSPL90		
	Maximum (dB SPL)	128	134
	at RTF (dB SPL)	120	134
	Full on gain (input 50 dB SPL)		
	Maximum (dB)	59	67
	at RTF (dB)	48	64
	Basic frequency response		
	Frequency range (DIN 45605) (Hz)	<100 - 6500	<100 - 8000
	Reference test gain (dB)	41	57
	Current drain at RTG (mA)	1.2	1.2
	Typical battery life (h)	260	260
	Equivalent input noise at RTG (dB SPL)	19	19
Total harmonic distortion at 500 Hz/800 Hz/1600 Hz (%)	2.0/1.0/1.5	4.0/2.0/1.5	
	Induction coil sensitivity		
	at RTF (graph shown for 31.6 mA/m at RTG) (dB SPL)	101	117
Electromagnetic compatibility			
EMC immunity by IEC 60118-13, 2011 field strength 90/50/35 V/m, omni. IRIL low/medium/high band (dB SPL)	27/27/31	27/27/31	

Legend

-  Earhook
-  Slim Tube

Test conditions

Earhook: filtered; Battery size: 13; Source: voltage 1.3 V; Tubing: length 25 mm, inside diameter 1.93 mm
 The hearing instrument is set to Hansaton scout fitting test settings. LLE is applied at an approximate level of 35 dB SPL.
 Domes should never be fit on patients with perforated eardrums, exposed middle ear cavities, or surgically altered ear canals. In the case of such a condition, we recommend use of a customized earmold.
 Sound pressure level of these hearing aids exceeds 132 dB SPL.
 We reserve the right to change specification data without notice as improvements are introduced.